
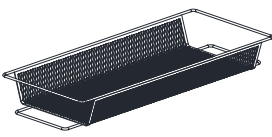
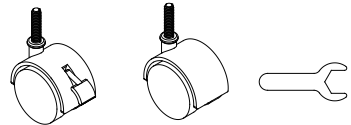



Installation Instruction

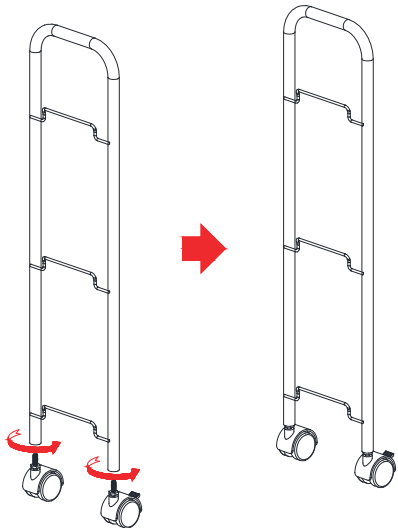
3 Tier Kitchen Cart

Accessories List ● Check all the accessories first before installation

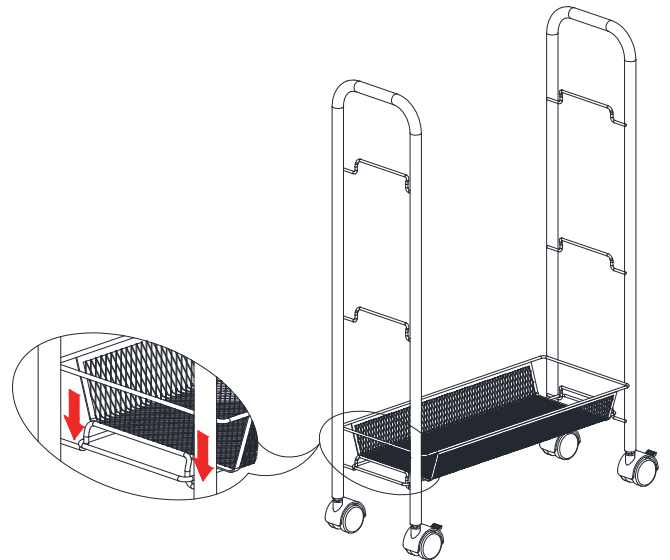
A) Bracket 2PCS 	B) Basket 3PCS 	C) Wheel  With lock 2pcs no lock 2pcs Wrench 1pc	D) Rope 1PC 
---	--	---	---

Installation process

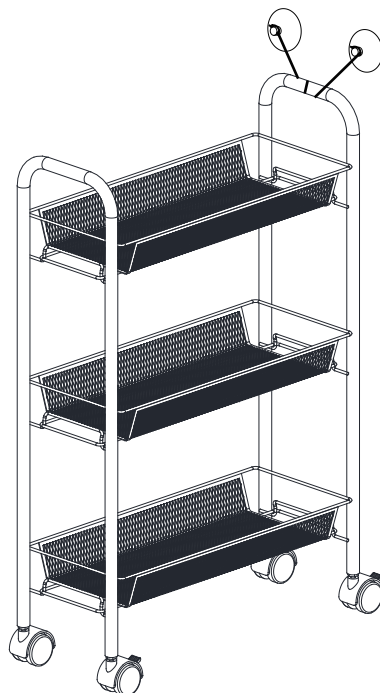
Step1: Install all wheels into the brackets by wrench;



Step2: Put on the basket as the picture;



Step3: Repeat step 2.



The suction cup can be sucked on the clean articles.